

An edge-weighted hook formula for labelled trees

VALENTIN FÉRAY*, I.P. GOULDEN†, AND ALAIN LASCoux

A number of hook formulas and hook summation formulas have previously appeared, involving various classes of trees. One of these classes of trees is rooted trees with labelled vertices, in which the labels increase along every chain from the root vertex to a leaf. In this paper we give a new hook summation formula for these (*unordered increasing*) trees, by introducing a new set of indeterminates indexed by pairs of vertices, that we call *edge weights*. This new result generalizes a previous result by Féray and Goulden, that arose in the context of representations of the symmetric group via the study of Kerov’s character polynomials. Our proof is by means of a combinatorial bijection that is a generalization of the Prüfer code for labelled trees.

KEYWORDS AND PHRASES: Hook formula, tree enumeration, combinatorial bijection, generating function.

1. Introduction

1.1. Background

The classical hook formula of Frame, Robinson and Thrall [5, Theorem 1] gives the simple ratio

$$\chi^\lambda(\text{Id}_{|\lambda|}) = \frac{|\lambda|!}{\prod_{\square \in \lambda} h(\square)}$$

for the dimension $\chi^\lambda(\text{Id}_{|\lambda|})$ of the irreducible representation of the symmetric group associated with the Young diagram λ . Here $|\lambda|$ is the number of boxes in the diagram and $h(\square)$ is the size of the hook attached to the box \square . This result is equivalent to an enumerative result, since it is also the number of

arXiv: [1310.4093](https://arxiv.org/abs/1310.4093)

*VF is partially supported by ANR projet PSYCO and SNF grant “Dual combinatorics of Jack polynomials”.

†IPG is supported by a Discovery Grant from NSERC.

labellings of the boxes of λ with the elements of $\mathbb{N}_{|\lambda|} = \{1, \dots, |\lambda|\}$ (once each) so that the labels increase along each row, and down each column.



Many results that look similar have appeared since, and are commonly referred to as *hook formulas*. A number of these involve various classes of trees. Let us fix some terminology. A (unordered) *tree* is an acyclic connected graph. The vertex-set (or label-set) of a tree T is denoted by $V(T)$. *Rooted* means that we distinguish a vertex; then each edge can be oriented towards the root and we call the head and tail of the edge *father* and *son*, respectively. We denote the father of a vertex v in a rooted tree T by $f_T(v)$, and set $f_T(v) = 0$ when v is the root vertex. Then the rooted tree T is completely defined by giving $f_T(v)$ for all vertices v (in particular, unless specified differently, sons of a given vertex are not ordered). The *descendants* of a vertex are defined recursively as the sons and the descendants of the sons. If u is a descendant of v , then we say that v is an *ancestor* of u . The *hook* attached to the vertex v in the tree T , denoted by $\mathfrak{h}_T(v)$, is the set consisting of v and its descendants; the size of the hook $\mathfrak{h}_T(v)$ is denoted by $h_T(v)$. An *increasing* labelling of a rooted tree is a labelling of the vertices with distinct integers, so that the label of a son is always bigger than the label of its father; thus the root always gets the minimum label, and the labels increase along each branch from the root. An *increasing tree* is an increasing labelling of the rooted tree.

It is well-known that the number of ordered¹ increasing labellings of a given rooted tree is given by a formula that looks like Frame-Robinson-Thrall formula. Namely, D. Knuth [6, §5.1.4 Exer. 20] proved that the number $L(T)$ of ordered increasing labellings of a rooted tree T with vertex-set $\mathbb{N}_{|T|}$ is given by

$$(1) \quad L(T) = \frac{|T|!}{\prod_{v \in T} h_T(v)},$$

where $|T|$ is the number of vertices of T .

Another type of hook formula is a *hook summation formula*. For example, let \mathcal{B}_r denote the set of rooted binary trees with r vertices (as usual for binary trees, sons of a given vertex are ordered). There is a well-known one-to-one correspondence between increasing binary trees with vertex-set \mathbb{N}_r , and permutations of size r (see *e.g.* [7, p. 23–25]). Combining this with the

¹Here, *ordered* means that labellings  and  must be counted as different labellings.

rooted tree hook result (1), and dividing by $r!$, yields the summation formula

$$(2) \quad \sum_{T \in \mathcal{B}_r} \prod_{v \in T} \frac{1}{h_T(v)} = 1.$$

More details on these hook formulas and some related works can be found in [4]. In this article, two of us gave a hook summation formula that involved unordered increasing trees, which means that the sons of a vertex are not ordered. For our summation formula, we use the following notation for falling factorials: $(a)_m = a(a - 1) \cdots (a - m + 1)$ for positive integers m , with $(a)_0 = 1$, and $(a)_m = 1/(a - m)_{-m}$ for negative integers m . Let $r \geq 1$ be an integer and x_1, \dots, x_r be formal variables. Let \mathcal{U}_r denote the set of unordered increasing trees with vertex-set \mathbb{N}_r , and for $T \in \mathcal{U}_r$, define a weight $\text{wt}(T)$ by

$$\text{wt}(T) = \prod_{v=2}^r x_{f_T(v)} \left(\left(\sum_{u \in \mathfrak{h}_T(v)} x_u \right) - h_T(v) + 1 \right).$$

Then our hook summation formula [4] was given by

$$(3) \quad \sum_{T \in \mathcal{U}_r} \text{wt}(T) = x_1 \cdots x_r (x_1 + \cdots + x_r - 1)_{r-2}.$$

Three proofs of this result were presented in [4]. One of these involved Kerov’s character polynomials (see, e.g., [1]), and thus gives a connection to the representation theory of the symmetric group, that does not seem related to the Frame-Robinson-Thrall formula.

We also proved that (3) specializes to a classical enumerative formula for Cayley trees. A *Cayley tree* is a tree with labelled vertices (so they are distinguishable) – these are not embedded in the plane, and there is no root vertex. Let \mathcal{C}_r denote the set of Cayley trees with vertex-set \mathbb{N}_r . Borchardt [2] and Cayley [3] proved that, for $r \geq 1$,

$$(4) \quad \sum_{T \in \mathcal{C}_r} x_1^{d_T(1)} \cdots x_r^{d_T(r)} = x_1 \cdots x_r (x_1 + \cdots + x_r)^{r-2},$$

where $d_T(i)$ denotes the degree of the vertex i in the tree T . We proved in [4] that (3) specializes to (4) in the case $x_1, \dots, x_r \rightarrow \infty$, that is for the highest degree terms in the x_i . On the right-hand sides, this is straightforward, so the work here is on the left-hand sides, for which we constructed a combinatorial mapping between the sets \mathcal{U}_r and \mathcal{C}_r .

1.2. The main result

In this paper, we prove a new hook summation formula for unordered increasing trees. This formula is given in the following Theorem, which is our main result. This generalizes (3) by introducing a set of doubly indexed indeterminates that we will refer to as *edge weights*.

Theorem 1.1. *Let $r \geq 2$ be an integer and $x_i, i = 1, \dots, r, y_{i,j}, 2 \leq i \leq j \leq r$ be formal variables. For an unordered increasing tree T with vertex-set \mathbb{N}_r , define the weight to be*

$$\text{wt}_y(T) = \prod_{v=2}^r \left(x_{f_T(v)} \sum_{u \in \mathfrak{h}_T(v)} y_{v,u} \right).$$

Then

$$(5) \quad \sum_{T \in \mathcal{U}_r} \text{wt}_y(T) = x_1 y_{r,r} \prod_{i=2}^{r-1} \left(\sum_{j=1}^i x_j y_{i,i} + \sum_{j=i+1}^r x_i y_{i,j} \right).$$

Note that Theorem 1.1 specializes to (3) immediately, by the following substitution: $y_{v,u} = x_u - 1$ for $v < u$, and $y_{u,u} = x_u$.

Our proof of Theorem 1.1 is by a combinatorial bijection. This involves a number of stages, and in our description, it will be convenient to identify the left-hand and right-hand sides of (5) separately, as

$$(6) \quad L(x, y) = \sum_{T \in \mathcal{U}_r} \text{wt}_y(T), \quad R(x, y) = x_1 y_{r,r} \prod_{i=2}^{r-1} \left(\sum_{j=1}^i x_j y_{i,i} + \sum_{j=i+1}^r x_i y_{i,j} \right).$$

Of course, in these terms, our main result is equivalent to

$$(7) \quad L(x, y) = R(x, y).$$

1.3. Outline of paper

In the remainder of this paper we give a combinatorial proof of our main result. This is carried out by defining a combinatorial mapping in Section 2 that we describe in terms of an operation on unordered increasing trees called *splice*. Then in Section 3 we prove a number of properties of our splice operation, enabling us to prove that the combinatorial mapping is a bijection. This directly proves (7), and hence Theorem 1.1.

There is one intriguing aspect of our main result that we have been unable to resolve. Note that our proof of the main result in this paper is based on a bijection for \mathcal{U}_r , the set of *unordered increasing trees*. However, if we evaluate the right-hand side of (5) at $x_i = 1$ for all i , and $y_{i,j} = 1$ for all i, j , then we obtain r^{r-2} . But as we have noted above, $|\mathcal{C}_r| = r^{r-2}$ ([2], [3]), which suggests that there should be a combinatorial proof of the main result based on a bijection for \mathcal{C}_r , the set of *Cayley trees*. We have been unable to find such a proof, and suggest it as a problem for others to resolve.

2. A combinatorial mapping

2.1. Dominating functions

For a set \mathcal{S} of positive integers, let $\Pi(\mathcal{S})$ denote the set of partitions of \mathcal{S} into an unordered set of nonempty subsets. The subsets are called the *blocks* of the partition, and we denote the number of blocks of a partition π by $|\pi|$. If π has blocks π_1, \dots, π_k , then we let $\mu_i = \max \pi_i$, for $i = 1, \dots, k$, and we index the blocks so that $\mu_1 < \dots < \mu_k$.

For two sets \mathcal{S} and \mathcal{S}' of positive integers, the function $g : \mathcal{S} \rightarrow \mathcal{S}'$ is called *dominating* if $g(i) \geq i$ for all $i \in \mathcal{S}$. For such a function g , we denote

$$\text{wt}_g = \prod_{i \in \mathcal{S}} y_{i,g(i)}.$$

We say that a dominating function $g : \mathcal{S} \rightarrow \mathcal{S}$ (*i.e.*, with $\mathcal{S}' = \mathcal{S}$) is “on \mathcal{S} ”. Consider the functional digraph of a dominating function g on \mathcal{S} : the vertices are the elements of \mathcal{S} , and the directed edges are given by $(i, g(i))$, $i \in \mathcal{S}$. The vertex-sets of the connected components (ignoring the directions on edges) form a partition $\pi \in \Pi(\mathcal{S})$, and we say that g has *induced* partition π . Let $\mathcal{D}(\pi)$ denote the set of all dominating functions on \mathcal{S} with induced partition π , and let

$$D(\pi) = \sum_{g \in \mathcal{D}(\pi)} \text{wt}_g = \sum_{g \in \mathcal{D}(\pi)} \prod_{i \in \mathcal{S}} y_{i,g(i)}.$$

For $\pi \in \Pi(\mathcal{S})$, let $\mathcal{E}(\pi)$ denote the set of unordered increasing trees T on vertex-set \mathcal{S} such that every block of π is a subchain of T . In other words, for every pair of elements $i < j$ in the same block of π , i is an ancestor of j in T . For any unordered increasing tree T , let

$$(8) \quad \kappa(T) = \prod_{i \in V(T)} x_i^{\sigma_i(T)},$$

where $\sigma_i(T)$ denotes the number of sons of vertex i in T .

Now we consider a restricted class of set partitions. If \mathcal{S} is a set of positive integers containing 1, then $\Pi_1(\mathcal{S})$ is the set of partitions of \mathcal{S} in which $\{1\}$ is a block. In this case, necessarily $\pi_1 = \{1\}$, and $\mu_1 = 1$. For such a partition $\pi \in \Pi_1(\mathcal{S})$, let

$$\mathcal{C}(\pi) = \mathbb{N}_{\mu_2} \times \cdots \times \mathbb{N}_{\mu_{|\pi|-1}} = \{(c_2, \dots, c_{|\pi|-1}) : 1 \leq c_i \leq \mu_i, i = 2, \dots, |\pi|-1\},$$

(if $|\pi| = 2$, the set $\mathcal{C}(\pi)$ contains one element: the empty list). For $c \in \mathcal{C}(\pi)$, let

$$(9) \quad \omega(c, \pi) = \frac{x_{c_2} \cdots x_{c_{|\pi|-1}}}{x_{\mu_2} \cdots x_{\mu_{|\pi|}}} \prod_{i \in \mathcal{S}} x_i.$$

There is a close connection between dominating functions and the expressions $L(x, y)$, $R(x, y)$ defined in (6), given in the following result.

Proposition 2.1. *For any integer $r \geq 2$, one has:*

$$(a) \quad y_{1,1} \cdot L(x, y) = \sum_{\pi \in \Pi_1(\mathbb{N}_r)} D(\pi) \sum_{T \in \mathcal{E}(\pi)} \kappa(T),$$

$$(b) \quad y_{1,1} \cdot R(x, y) = \sum_{\pi \in \Pi_1(\mathbb{N}_r)} D(\pi) \sum_{c \in \mathcal{C}(\pi)} \omega(c, \pi).$$

Proof. (a) For this equation, by definition,

$$L(x, y) = \sum_{T \in \mathcal{U}_r} \text{wt}_y(T).$$

But $\text{wt}_y(T) = \kappa(T) \sum_g \text{wt}_g$, where the sum runs over functions g from $\{2, \dots, r\}$ to $\{2, \dots, r\}$ such that, for each u , its image $g(u)$ lies in $\mathfrak{h}_T(u)$ (as T is an increasing tree, such functions are automatically dominating). We can extend such functions g to $\bar{g} : \mathbb{N}_r \rightarrow \mathbb{N}_r$ by setting $\bar{g}(1) = 1$. Note that $\text{wt}_{\bar{g}} = y_{1,1} \text{wt}_g$. The conditions $\bar{g}(1) = 1$ and $g(u) \in \mathfrak{h}_T(u)$ for $u \geq 2$ are equivalent to $\pi \in \Pi_1(\mathbb{N}_r)$ and $T \in \mathcal{E}(\pi)$, where π is the partition induced by \bar{g} . Therefore

$$y_{1,1}L(x, y) = \sum_{T \in \mathcal{U}_r} \kappa(T) \left(\sum_{\substack{\pi \in \Pi_1(\mathcal{S}) \\ \text{s.t. } T \in \mathcal{E}(\pi)}} \sum_{\bar{g} \in \mathcal{D}(\pi)} \text{wt}_{\bar{g}} \right)$$

$$= \sum_{\pi \in \Pi_1(\mathcal{S})} D(\pi) \sum_{T \in \mathcal{E}(\pi)} \kappa(T),$$

giving part (a) of the result.

(b) For this equation, note that $R(x, y)$ can be rewritten as

$$R(x, y) = x_1 x_2 \cdots x_{r-1} y_{r,r} \prod_{i=2}^{r-1} \left(y_{i,i} \frac{x_1 + \cdots + x_i}{x_i} + \sum_{j=i+1}^r y_{i,j} \right).$$

Expanding the product in terms of dominating functions, we get

$$R(x, y) = x_1 x_2 \cdots x_{r-1} y_{r,r} \sum_{\substack{g: \{2, \dots, r-1\} \rightarrow \{2, \dots, r\} \\ g \text{ dominating}}} \left(\text{wt}_g \prod_{i: g(i)=i} \frac{x_1 + \cdots + x_i}{x_i} \right).$$

As above, we can extend g to $\bar{g}: \mathbb{N}_r \rightarrow \mathbb{N}_r$ by setting $\bar{g}(1) = 1$ and $\bar{g}(r) = r$. Then $\text{wt}_{\bar{g}} = y_{1,1} y_{r,r} \text{wt}_g$. Now let π denote the partition induced by \bar{g} . An important remark is that the integers $i \neq 1, r$ such that $g(i) = \bar{g}(i) = i$ are exactly the maxima of the blocks of π except for 1 and r , which are given by $\mu_2, \dots, \mu_{|\pi|-1}$. Note also that $\mu_{|\pi|} = r$. Hence

$$\prod_{i: g(i)=i} \frac{x_1 + \cdots + x_i}{x_i} = \frac{1}{x_{\mu_2} \cdots x_{\mu_{|\pi|-1}}} \sum_{c \in \mathcal{C}(\pi)} x_{c_2} \cdots x_{c_{|\pi|-1}},$$

and so we obtain

$$x_1 x_2 \cdots x_{r-1} \prod_{i: g(i)=i} \frac{x_1 + \cdots + x_i}{x_i} = \sum_{c \in \mathcal{C}(\pi)} \omega(c, \pi).$$

Thus $R(x, y)$ is given by

$$y_{1,1} R(x, y) = \sum_{\substack{\bar{g}: \mathbb{N}_r \rightarrow \mathbb{N}_r \\ \bar{g}(1)=1, \bar{g}(r)=r \\ \bar{g} \text{ dominating}}} \text{wt}_{\bar{g}} \sum_{c \in \mathcal{C}(\pi)} \omega(c, \pi).$$

Note that \bar{g} dominating implies $\bar{g}(r) = r$ while the condition $\bar{g}(1) = 1$ means that the induced partition π is in $\Pi_1(\mathbb{N}_r)$. Hence, splitting the sum depending on the induced partition of \bar{g} , we obtain part (b) of the result. \square

Comparing Proposition 2.1 with (7), we see that Theorem 1.1 is implied by a bijection

$$(10) \quad \psi_\pi : \mathcal{C}(\pi) \rightarrow \mathcal{E}(\pi) : c \mapsto T,$$

with the weight-preserving property that $\kappa(T) = \omega(c, \pi)$, for each $\pi \in \Pi_1(\mathbb{N}_r)$. We will find such a bijection ψ_π .

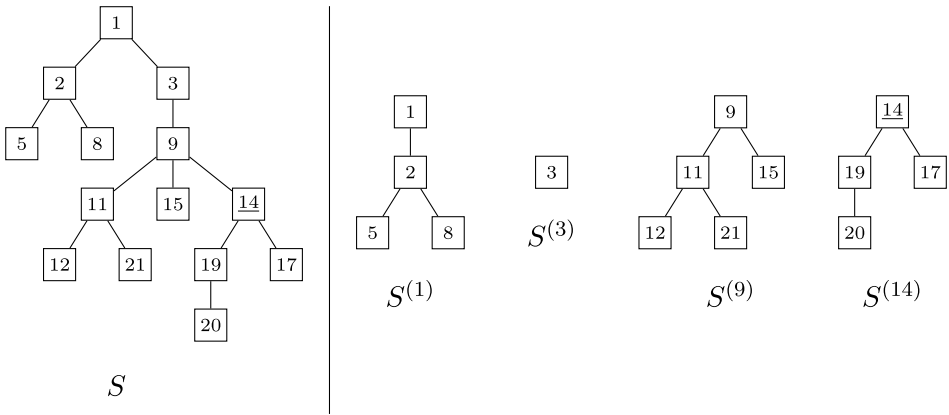


Figure 1: The v -decomposition of a tree S (with $v = 14$).

2.2. An operation on rooted trees

A convenient construct for an unordered increasing tree T with vertex v is the v -decomposition of T , described as follows.

Definition 2.2. *Let T_1 be an unordered increasing tree with root vertex a_1 , and let v be any vertex in T (v can be equal to a_1). Suppose that the unique maximal chain from a_1 to v is given by $a_1 < a_2 < \dots < a_k = v$, $k \geq 1$. Now remove the edges on the chain in T from a_1 to a_k . There are k components in the resulting graph, each of which is an unordered increasing tree, whose root vertex is on the chain from a_1 to a_k . Let $T^{(a_i)}$ be the component among these that is rooted at vertex a_i , $i = 1, \dots, k$. Then the v -decomposition of T is the ordered list $T^{(a_1)}, \dots, T^{(a_k)}$.*

An example of v -decomposition of a tree T is given in Figure 1.

The bijection ψ_π will be constructed as the iteration of an elementary combinatorial operation on marked trees called splice, that we define next, in terms of v -decompositions.

Definition 2.3. *Suppose that T_1 and T_2 are two unordered increasing trees with disjoint vertex-sets, and let v_1, v_2 be vertices in T_1, T_2 respectively, with $v_1 > v_2$. Let the v_1 -decomposition of T_1 be $T_1^{(a_1)}, \dots, T_1^{(a_k)}$, and the v_2 -decomposition of T_2 be $T_2^{(b_1)}, \dots, T_2^{(b_m)}$. Then, since $a_k = v_1 > v_2 = b_m$, we have*

$$b_1 < \dots < b_{\beta_1} < a_1 < \dots < a_{\alpha_1} < b_{\beta_1+1} < \dots < b_{\beta_2}$$

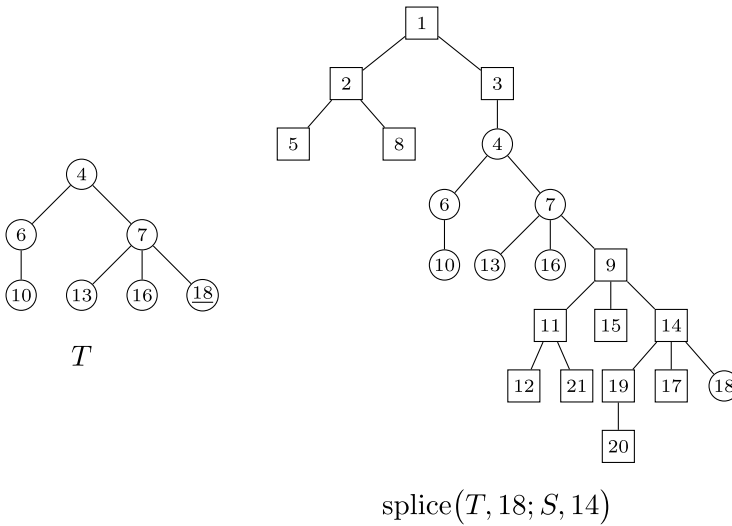


Figure 2: The *splice* of two trees (S is given in Figure 1; *splicing* vertices are underlined).

$\langle a_{\alpha_1+1} < \dots < a_{\alpha_2} < \dots < b_{\beta_{\ell-1}+1} < \dots < b_{\beta_\ell} < a_{\alpha_{\ell-1}+1} < \dots < a_{\alpha_\ell},$
 for some unique $\ell \geq 1$ and $1 \leq \alpha_1 < \dots < \alpha_\ell = k, 0 \leq \beta_1 < \dots < \beta_\ell = m.$
 Then define the splice of T_1 and T_2 , with splicing vertices v_1 and v_2 , denoted by

$$(11) \quad R = \text{splice}(T_1, v_1; T_2, v_2),$$

to be the unordered increasing tree with v_1 -decomposition given by

$$(12) \quad T_2^{(b_1)}, \dots, T_2^{(b_{\beta_1})}, T_1^{(a_1)}, \dots, T_1^{(a_{\alpha_1})}, \dots, T_2^{(b_{\beta_{\ell-1}+1})}, \dots, T_2^{(b_{\beta_\ell})}, \\ T_1^{(a_{\alpha_{\ell-1}+1})}, \dots, T_1^{(a_{\alpha_\ell})}.$$

An example of the splice operation is given in Figure 2.

Note in the construction of R above that the vertex-set of R is the (disjoint) union of the vertex-sets of T_1 and T_2 . Also, if $\beta_1 \geq 1$, equivalent to $b_1 < a_1$, then the root vertex of R is b_1 , the same as the root vertex of T_2 . However, if $\beta_1 = 0$, equivalent to $a_1 < b_1$, then the root vertex of R is a_1 , the same as the root vertex of T_1 .

In the following result we record some simple but important properties of the splice operation.

Lemma 2.4. *Suppose that $R = \text{splice}(T_1, v_1; T_2, v_2)$.*

- (a) *For $\ell = 1, 2$, and any pair of vertices i and j in T_ℓ , then i is an ancestor of j in T_ℓ if and only if i is an ancestor of j in R . Consequently, given the sets $V(T_1)$ and $V(T_2)$, one can recover T_1 and T_2 from R .*
- (b) *For all vertices i in T_1 , we have $\sigma_i(R) = \sigma_i(T_1)$. For the vertex v_2 in T_2 , we have $\sigma_{v_2}(R) = \sigma_{v_2}(T_2) + 1$, but for all other vertices i in T_2 , we have $\sigma_i(R) = \sigma_i(T_2)$.*

Proof. (a) For $\ell = 1$, consider the v_1 -decomposition of T_1 : $T_1^{(a_1)}, \dots, T_1^{(a_k)}$. Let I and J denote the indices such that $i \in T_1^{(a_I)}$ and $j \in T_1^{(a_J)}$.

- If $I = J$ then i is an ancestor of j in T_1 if and only if i is an ancestor of j in $T_1^{(a_I)}$. The same is true in R .
- If $I \neq J$, then i is an ancestor of j in T_1 if and only if $I < J$ and $i = a_I$. The same is true in R .

In both cases, we see that i is an ancestor of j in T_1 if and only if i is an ancestor of j in R . This ends the proof of part (a) for $\ell = 1$. The case $\ell = 2$ is similar.

(b) This is immediate. □

2.3. A candidate for our bijection

In this section we describe a mapping ψ_π that we claim is a suitable bijection for (10). To describe ψ_π , consider a set partition $\pi \in \Pi_1(\mathbb{N}_r)$ with $|\pi| = k$, so π has blocks $\pi_1 = \{1\}, \dots, \pi_k$, and $1 = \mu_1 < \dots < \mu_k$ where μ_i is the largest element of π_i , for $i = 1, \dots, k$. Recall that $r \geq 2$ (and hence $k \geq 2$). Consider also a $(k - 2)$ -tuple $c = (c_2, \dots, c_{k-1}) \in \mathcal{C}(\pi)$. We apply an iterative procedure in which we have a forest of unordered increasing trees on vertex-set \mathbb{N}_r at every stage, and we apply *splice* to reduce the number of components by one between successive stages.

Construction 2.5. *Initially, at Stage 1, we have the forest with components τ_1, \dots, τ_k , where τ_ℓ is the increasing chain whose vertices are the elements of the set π_ℓ , $\ell = 1, \dots, k$ (so τ_1 consists of the single vertex 1). At every stage we also keep track of an integer ν in $[r]$, with $\nu = 1$ initially. Then, at Stage i , for $i = 2, \dots, k - 1$, we input a forest with components $\tau_1, \tau_i, \tau_{i+1}, \dots, \tau_k$, together with an integer ν , and create the following output: Iwahori-Heckesp*

Case 1. *If c_i is a vertex in τ_1 or τ_i , then set $\tau_1 = \text{splice}(\tau_i, \mu_i; \tau_1, \nu)$, omit τ_i , and set $\nu = c_i$;*

Case 2. If c_i is a vertex in τ_j for some $j > i$, then set $\tau_j = \text{splice}(\tau_i, \mu_i; \tau_j, c_i)$, and omit τ_i .

After completion of the above procedure, we are left with a pair of increasing rooted trees τ_1 and τ_k , and an integer ν . Then finally, at Stage k , we let

$$(13) \quad \psi_\pi(c) = T, \quad \text{where } T = \text{splice}(\tau_k, \mu_k; \tau_1, \nu).$$

Remark. During the construction, ν is always a vertex of τ_1 and moreover $\nu \leq \mu_i$ after Stage i . Hence the splice $\text{splice}(\tau_i, \mu_i; \tau_1, \nu)$ is well-defined in Case 1. Similarly, since $c_i \leq \mu_i$, the splice in Case 2 is well-defined (we cannot have $c_i = \mu_i$ in Case 2, as this would imply that c_i is a vertex of τ_i).

An example of the mapping ψ_π is given in Figure 3 where $r = 9$ and $k = 4$. At Stage 2, we applied Case 1 because $c_2 = 4$ was a vertex of τ_2 , while, at Stage 3, we applied Case 2 because $c_3 = 5$ was a vertex of τ_4 . At each stage, the value of ν is recorded by an edge on τ_1 without child.

Proposition 2.6. Given $r \geq 2$, a set partition $\pi \in \Pi_1(\mathbb{N}_r)$, and $c \in \mathcal{C}(\pi)$, suppose that $\psi_\pi(c) = T$ is constructed as in (13) above. Then

$$T \in \mathcal{E}(\pi), \quad \text{and} \quad \kappa(T) = \omega(c, \pi).$$

Proof. By construction, it is clear that T is a tree with vertex-set \mathbb{N}_r . We have to check that it is indeed in $\mathcal{E}(\pi)$. Initially, in the iterative procedure for ψ_π , we have components τ_i , the chain consisting of the elements of the block π_i of π , $i = 1, \dots, k$. The rooted tree T is constructed by applying the splice operation $k - 1$ times, to join the initial components together in some order. The fact that $T \in \mathcal{E}(\pi)$ now follows immediately from Lemma 2.4(a).

Also, initially, we have

$$\kappa(\tau_1) \cdots \kappa(\tau_k) = \frac{1}{x_{\mu_2} \cdots x_{\mu_k}} \prod_{i=2}^r x_i.$$

But for the terminating tree T , from Lemma 2.4(b), we have

$$\kappa(T) = x_1 x_{c_2} \cdots x_{c_{k-1}} \kappa(\tau_1) \cdots \kappa(\tau_k),$$

and the fact that $\kappa(T) = \omega(c, \pi)$ now follows immediately from (9) (in this case we have $\mathcal{S} = \mathbb{N}_r$). □

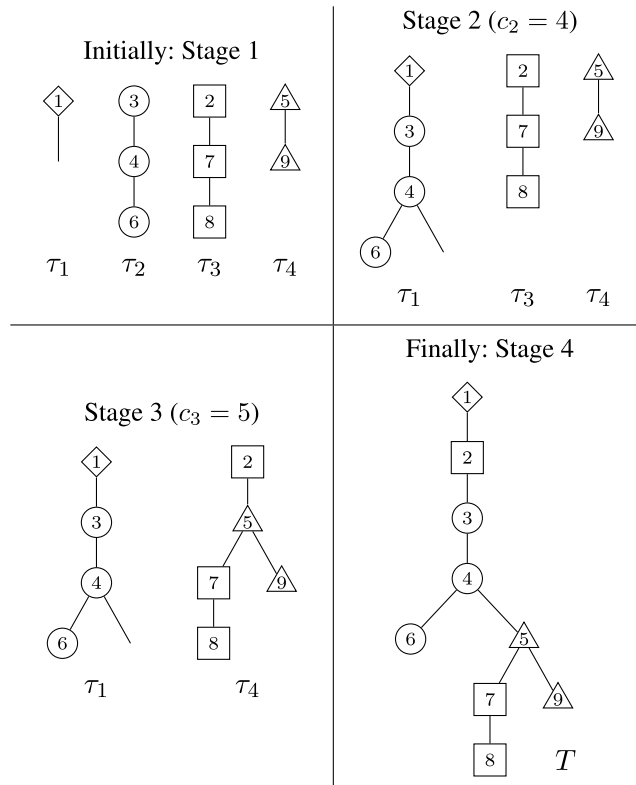


Figure 3: Applying ψ_π to $c = (4, 5)$, when π has blocks $\pi_1 = \{1\}$, $\pi_2 = \{3, 4, 6\}$, $\pi_3 = \{2, 7, 8\}$, $\pi_4 = \{5, 9\}$.

Comparing Proposition 2.6 with (10), we see that the mapping ψ_π above is indeed a candidate for a bijective proof of our main result.

Theorem 2.7. *For each $r \geq 2$ and $\pi \in \Pi_1(\mathbb{N}_r)$, the mapping*

$$\psi_\pi : \mathcal{C}(\pi) \rightarrow \mathcal{E}(\pi)$$

is a bijection.

We will prove Theorem 2.7 in the next Section, by determining the inverse of ψ_π . In our development, we will find it convenient to use terms that distinguish between the different ways in which “splice” is applied in Construction 2.5 – a splice that arises in Case 1 or in (13) (the final stage) is called an *internal* splice, whereas one that arises in Case 2 is called an *external* splice.

3. Inverting the combinatorial mapping and a bijective proof of the main result

The goal of this section is to construct the inverse of ψ_π in order to show that it is a bijection. Throughout this Section, π is a fixed partition in $\Pi_1(\mathbb{N}_r)$. As in the previous Section, the blocks of π are denoted by $\pi_1, \pi_2, \dots, \pi_k$, and the maximum elements in these blocks are denoted by $\mu_1, \mu_2, \dots, \mu_k$. We assume as before that $\mu_1 < \mu_2 < \dots < \mu_k$. When it is convenient, we will also use the notation π^x for the block of π containing the element x . This should not be confused with π_i , which denotes the i -th part of π .

Consider a set \mathcal{S} that is a union of blocks of π (we shall say that \mathcal{S} is π -compatible). In other words, $\mathcal{S} = \cup_{i \in I} \pi_i$, for some index set I . We denote by $\pi|_{\mathcal{S}}$ the partition $\{\pi_i, i \in I\}$ of \mathcal{S} . A tree $T \in \mathcal{E}(\pi|_{\mathcal{S}})$ for some π -compatible \mathcal{S} is said to be π -increasing.

3.1. Dependence graphs and irreducibility

We begin by defining a directed graph associated with the v -decomposition of an unordered increasing tree.

Definition 3.1. Consider a π -increasing tree T , with (π -compatible) vertex-set $\mathcal{S} = \cup_{i \in I} \pi_i$. For a vertex v in T , suppose that the v -decomposition of T is given by

$$T^{(a_1)}, \dots, T^{(a_\ell)},$$

where $a_\ell = v$. Then the v -dependence graph of T , denoted by $G_v(T)$, is a directed graph with the following vertices and directed edges:

- the vertex-set of $G_v(T)$ is $\{\pi_i, i \in I\}$;
- for the directed edges of $G_v(T)$, consider, if any, a maximum element $\mu_i, i \in I$, which is not contained in the chain a_1, \dots, a_ℓ of T . This vertex belongs (as a nonroot vertex) to $T^{(a_j)}$ for some $j = 1, \dots, \ell$. Then there is a directed edge from π_i to π^{a_j} , for each such $i \in I$.

For example, fix

$$\pi = \{\{1\}, \{3, 4, 6\}, \{2, 7, 8\}, \{5, 9\}\},$$

as in Figure 3. Then $G_9(T)$, the 9-dependence graph of the tree T , obtained in the final stage of Figure 3, is drawn in Figure 4.

Note that the graph $G_v(T)$ defined above depends strongly on the partition π , but since π is fixed throughout the section, we have omitted it from the notation.

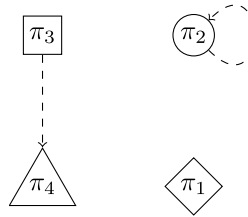


Figure 4: Example of the v -dependence graph of a tree.

In the remainder of this paper, we will particularly consider v -dependence graphs for the case in which v is the vertex of maximum label. This motivates the following definition.

Definition 3.2. *A π -increasing tree T with maximum vertex v is called irreducible if $G_v(T)$ is connected. Otherwise, T is called reducible.*

Remark. As we shall see later (Proposition 3.6), any π -increasing tree with vertex set $[r]$ is reducible. Therefore, the notion of irreducibility is interesting only for trees with smaller vertex sets.

We now determine the form of $G_v(T)$ when v is the maximum vertex of an irreducible tree T .

Lemma 3.3. *If a π -increasing tree T with maximum vertex v is irreducible, then the v -dependency graph $G_v(T)$ is an undirected tree rooted at π^v (i.e. all edges are directed towards the root).*

Proof. Let the v -decomposition of T be given by $T^{(a_1)}, \dots, T^{(a_\ell)}$, where $a_\ell = v$, so v appears as the root vertex in $T^{(a_\ell)}$. Then v , which is the maximum element in the block π^v , cannot appear as a nonroot vertex in any tree of the v -decomposition, and π^v has outdegree 0 in $G_v(T)$. But every other vertex has outdegree at most 1, and since $G_v(T)$ is connected, it can only be a tree in which every other vertex has outdegree exactly 1 (in a connected graph, the number of vertices minus the number of edges is at most 1, and a difference of 1 occurs only for trees). \square

We now consider the effect on irreducibility of applying the splice operation.

Lemma 3.4. *Suppose that T_1 and T_2 are π -increasing trees with disjoint vertex-sets, and that T_1 is irreducible. For $i = 1, 2$, let m_i denote the maximum element in the vertex-set of T_i . Let v_2 be a vertex in T_2 with $v_2 < m_1$, and let*

$$T = \text{splice}(T_1, m_1; T_2, v_2).$$

(a) If $m_1 > m_2$, then T is reducible. More precisely,

$$(14) \quad G_{m_1}(T) = G_{m_1}(T_1) \sqcup G_{v_2}(T_2).$$

(b) If $m_1 < m_2$ and T_2 is irreducible, then T is irreducible.

Proof. (a) From (12), the trees in the m_1 -decomposition of T are either trees in the m_1 -decomposition of T_1 or trees in the v_2 -decomposition of T_2 . Then equality (14) follows from Definition 3.1. In particular, $G_{m_1}(T)$ is not connected, and since m_1 is the maximum vertex in T , we conclude that T is reducible.

(b) Suppose that the m_1 -decomposition of T_1 is $T_1^{(a_1)}, \dots, T_1^{(a_\ell)}$, and the v_2 -decomposition of T_2 is $T_2^{(b_1)}, \dots, T_2^{(b_n)}$. We have $a_\ell = m_1$, and since m_1 is the maximum vertex in T_1 , then $T_1^{(a_\ell)}$ consists of the single root vertex a_ℓ . Now T_2 is an increasing tree, so we have $b_1 < \dots < b_n = v_2$. Also, by hypothesis we have $v_2 < m_1 < m_2$, and we conclude that m_2 is not contained in the chain b_1, \dots, b_n , which means that m_2 appears as a nonroot vertex in $T_2^{(b_u)}$ for some $1 \leq u \leq n$. In particular, if $a_w > b_u$, then a_w and m_2 are in different branches below b_u in the tree T , and $T_1^{(a_w)}$ is entirely included in the tree rooted at b_u in the m_2 -decomposition of T .

Now the vertices of $G_{m_2}(T)$ consist of the vertices of $G_{m_1}(T_1)$ together with the vertices of $G_{m_2}(T_2)$.

To describe the edges of $G_{m_2}(T)$, we shall first consider the m_2 -decomposition of T . It is obtained as follows:

- start with the m_2 -decomposition of T_2 ;
- for each $a_w < b_u$, add the tree $T_1^{(a_w)}$. Indeed, the vertex a_w is in the chain from the root to m_2 in T , and the tree rooted at a_w in the m_2 -decomposition of T is the same as in the v_1 -decomposition of T_1 ;
- for each $a_w > b_u$, add all vertices of $T_1^{(a_w)}$ to the tree rooted at b_u . Indeed, a_w and m_2 are in different branches below b_u in the tree T (because m_2 is in $T_2^{(b_u)}$). Hence, $T_1^{(a_w)}$ is entirely included in the tree rooted at b_u in the m_2 -decomposition of T .

This is illustrated in Figure 5. In this Figure, the m_1 -decomposition of T (which is by definition the union of the m_1 -decomposition of T_1 and the v_2 -decomposition of T_2) is represented with blue and red dashed lines. The m_2 -decomposition of T is drawn with plain black lines. Finally, we have used green dotted lines for the m_2 -decomposition of T_2 (it should be understood that the tree rooted at b_u in this decomposition contains only the vertices

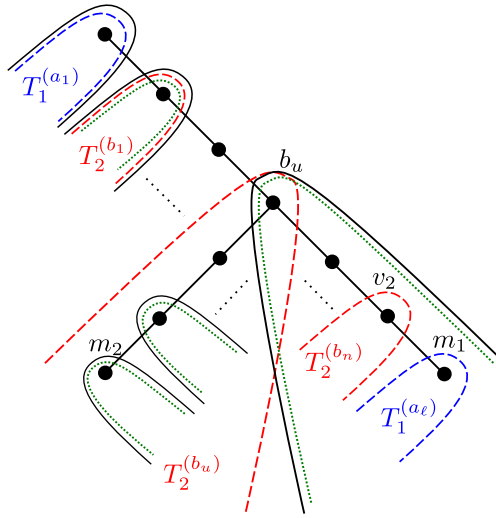


Figure 5: Illustration of the proof of Lemma 3.4.

of T_2 in the corresponding green dotted shape and of course no vertices of T_1).

From this, we can describe the edges of $G_{m_2}(T)$:

- start with the edges of $G_{m_1}(T_1)$ together with the edges of $G_{m_2}(T_2)$;
- for any maximum element $\mu_i \neq m_1$ that appears as a vertex in $T_1^{(a_w)}$ for any $a_w > b_u$, remove the edge from π_i to π^{a_w} that appears in $G_{m_1}(T_1)$, and insert an edge from π_i to π^{b_u} ;
- finally, insert an edge from π^{m_1} to π^{b_u} .

Recall that $G_{m_1}(T_1)$ and $G_{m_2}(T_2)$ are both connected by hypothesis, and we want to show that $G_{m_2}(T)$ is connected. To do this, we will show that each vertex is in the connected component of π^{b_u} . For vertices in $G_{m_2}(T_2)$, this is obvious as $G_{m_2}(T)$ contains all edges of $G_{m_2}(T_2)$. From Lemma 3.3, $G_{m_1}(T_1)$ is a directed tree of root π^{m_1} . Then, for any vertex v in $G_{m_1}(T_1)$ either the path from v to m_1 is also in $G_{m_2}(T)$ and then the edge from π^{m_1} to π^{b_u} proves that v and π^{b_u} are in the same connected component, or this path is broken because one of its edge has been replaced by an edge to π^{b_u} . In this case, the same conclusion that v and π^{b_u} are in the same connected component holds. Thus $G_{m_2}(T)$ is connected, and since $m_2 > m_1$, m_2 is the maximum vertex in T , so we conclude that T is irreducible. \square

Example. We give illustrations of Lemma 3.4 in both cases (a) and (b):

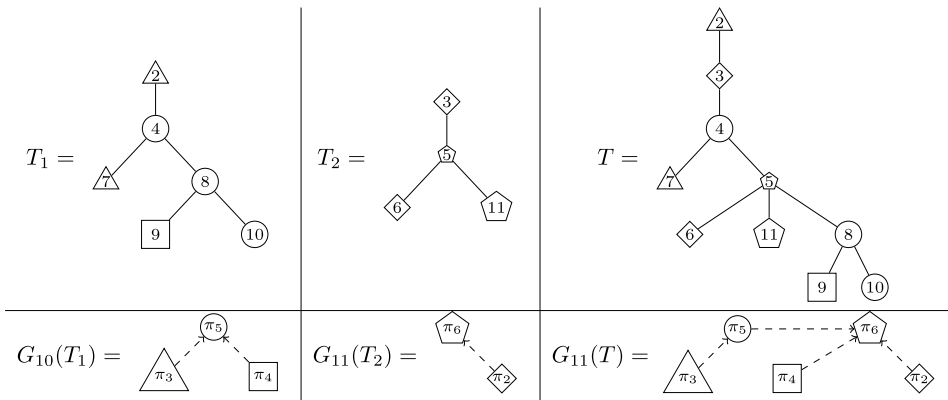


Figure 6: Splicing irreducible trees together with $m_1 < m_2$ yields a new irreducible tree.

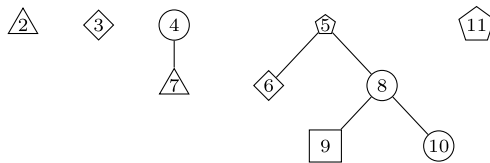


Figure 7: The 11-decomposition of the tree T from Figure 6.

(a) Call T_1 and T_2 the trees τ_4 and τ_1 respectively of Stage 3 from Figure 3. Then $m_1 = 9$ and we choose $v_2 = 4$. The graph $G_9(T_1)$ has vertices $\{\pi_3, \pi_4\}$ and an edge from π_3 to π_4 , while $G_4(T_2)$ has vertices $\{\pi_1, \pi_2\}$ and an edge from π_2 to itself. Then $T = \text{splice}(T_1, m_1; T_2, v_2)$ is given in Stage 4 of Figure 3 and its dependence graph $G_9(T)$, drawn in Figure 4, is indeed the disjoint union of $G_9(T_1)$ and $G_4(T_2)$.

(b) Set $\pi = \{\{1\}, \{3, 6\}, \{2, 7\}, \{9\}, \{4, 8, 10\}, \{5, 11\}\}$ Consider the trees T_1 and T_2 from Figure 6 and choose $v_2 = 5$. The tree $T = \text{splice}(T_1, 10; T_2, 5)$ is also drawn in Figure 6. The corresponding dependence graphs are also given, showing that T is indeed irreducible. Note that, as explained in our proof, $G_{11}(T)$ differs from the disjoint union of $G_{10}(T_1)$ and $G_{11}(T_2)$ as follows: the edge from π_4 to π_5 in $G_{10}(T_1)$ is replaced in $G_{11}(T)$ by an edge from π_4 to π_6 ; moreover, a new edge from π_5 to π_6 has also been added. The graph $G_{11}(T)$ is determined using the 11-decomposition of T , given in Figure 7.

The above result allows us now to classify the trees at every stage of Construction 2.5 by their irreducibility or reducibility.

Proposition 3.5. *In Construction 2.5:*

- *At Stage 1, the trees τ_1, \dots, τ_k are π -increasing and irreducible.*
- *For $i = 2, \dots, k$, in the input to Stage i , the trees τ_i, \dots, τ_k are π -increasing, irreducible, and contain μ_i, \dots, μ_k , respectively; if τ_1 has been created by applying an internal splice at some previous stage, then τ_1 is π -increasing and reducible.*
- *The tree $\psi_\pi(c) = T$ is π -increasing and reducible.*

Proof. At Stage 1, each tree τ_i consists of vertices of the single block π_i of π , arranged as an increasing chain, so each τ_i is π -increasing. Also, since $G_{\mu_i}(\tau_i)$ has only the single vertex π_i , it is a connected graph, so τ_i is irreducible.

This result for Stage 1 serves as the base case for an induction on the stages, in which the remaining results follow immediately from Lemma 2.4(a) (for π -increasing), and Lemma 3.4 (part (b) for irreducible, and (a) for reducible). \square

In particular, Proposition 3.5 establishes that *all* trees T created as images of our combinatorial mapping ψ_π are reducible. Thus, in order for $\psi_\pi : \mathcal{C}(\pi) \rightarrow \mathcal{E}(\pi)$ to be a bijection for any $\pi \in \Pi_1(\mathbb{N}_r)$, when $r \geq 2$, it is necessary that all trees T in $\mathcal{E}(\pi)$ are reducible. We prove that this is indeed the case in the following result. (note that T belongs to $\mathcal{E}(\pi)$ implies in particular that T is π -increasing).

Proposition 3.6. *Consider a π -increasing tree T whose vertex-set contains 1. We assume that the vertex-set of T is not reduced to $\{1\}$ and denote its maximum element by M .*

Then π_1 and π^M are in different connected components of $G_M(T)$. In particular, then T is reducible.

Proof. Recall that the partition π contains $\pi_1 = \{1\}$ as a block, with maximum element $\mu_1 = 1$. Now consider a π -increasing tree T containing 1 and its M -decomposition $T^{(a_1)}, \dots, T^{(a_\ell)}$, with $a_\ell = M$ (where M is the maximum vertex of T). But vertex 1 is the root vertex of every tree T in $\mathcal{E}(\pi)$, so $a_1 = 1$. Thus μ_1 is the root vertex of $T^{(a_1)}$, and cannot appear as a nonroot vertex in any tree of the r -decomposition of T .

This implies that π_1 has outdegree 0 in the v -dependence graph $G_v(T)$. But π^M has also outdegree 0 (see the proof of Lemma 3.3), and other vertices (if any) have outdegree at most 1. Therefore, π_1 and π^M are in different connected components of $G_M(T)$. \square

3.2. Irreducibility and inverting the combinatorial mapping

In this section we prove that each application of *splice* in our combinatorial mapping ψ_π can be uniquely reversed by considering only the irreducibility or reducibility of the trees involved.

We begin with a simple condition for when a π -increasing tree can be written as the splice of two subtrees.

Lemma 3.7. *Consider a π -increasing tree T , a π -compatible nonempty subset $V_1 \subset V(T)$, and a vertex $v_1 \in V_1$. Then T can be written as*

$$T = \text{splice}(T_1, v_1; T_2, v_2)$$

for some π -increasing trees T_1 and T_2 with vertex-sets V_1 and $V_2 = V(T) \setminus V_1$ and for some vertex $v_2 \in V_2$ if and only if

$$V_1 = \bigcup_{i \in I} \pi_i,$$

where $\{\pi_i, i \in I\}$ is a union of vertex-sets of connected components of $G_{v_1}(T)$.

In this case, T_1 , T_2 and v_2 are unique.

Proof. Given T , v_1 and $V(T_1)$, we immediately have $V_2 = V(T) \setminus V_1$. Then it is clear from Definition 2.3 that v_2 is uniquely the first element of V_2 on the chain from v_1 to the root vertex of T (note that $v_2 < v_1$ since T is an increasing tree). Moreover, the trees T_1 and T_2 themselves are then uniquely determined, since we know their v_1 -decomposition and v_2 -decomposition, respectively.

It only remains to determine conditions for V_1 . Let the v_1 -decomposition of T be given by $T^{(a_1)}, \dots, T^{(a_\ell)}$, where $a_\ell = v_1$. Then from Definition 2.3, a necessary and sufficient condition is that V_1 (and V_2) are unions of the $V(T^{(a_j)})$, $j = 1, \dots, \ell$. Since, by hypothesis, V_1 is a union of blocks of π , this is equivalent to saying that π is a union of blocks of the partition

$$\Pi_1 := \pi \vee \left(\{V(T^{(a_j)}), j = 1, \dots, \ell\} \right).$$

It remains to see that this partition is nothing other than

$$\Pi_2 := \{X_c, c \text{ connected component of } G_{v_1}(T)\}, \text{ where } X_c = \bigcup_{\pi_i \in V_c} \pi_i.$$

To do this, take two partitions π^x and π^y which contain elements x and y in the same set $V(T^{(a_j)})$. We want to prove that π^x and π^y are in the same connected components of $G_{v_1}(T)$.

Call u the root of $T^{(a_j)}$. At least one of these elements, say x , is different from u . Then by definition, there is an edge from π^x to π^u in $G_{v_1}(T)$. If $y = u$, there is an edge from π^x to π^y , and thus they are in the same connected component of $G_{v_1}(T)$. If $y \neq u$, the same argument as above implies that there is also an edge from π^y to π^u , and one can also conclude that π^x and π^y lie in the same connected component of $G_{v_1}(T)$. Hence Π_1 is finer than Π_2 .

Conversely, suppose that there is an edge from π_s to π_t in $G_{v_1}(T)$. Then this means that μ_s is a nonroot vertex in some $T^{(a_j)}$, with $a_j \in \pi_t$, which implies that there are elements of both π_s and π_t in the same subtree $T^{(a_j)}$. Hence, Π_2 is finer than Π_1 .

We conclude that $\Pi_1 = \Pi_2$, which ends the proof of the Lemma. □

In the next result, which is the key to inverting ψ_π , we consider a π -increasing tree in which the vertex-set consists of two or more blocks of π . For such a tree with vertex-set \mathcal{S} and maximum vertex M , we call $m = \max(\mathcal{S} \setminus \pi^M)$ the *second maximum* vertex.

Lemma 3.8. *Suppose that T is a π -increasing tree in which the vertex-set consists of two or more blocks of π , and let M and m be the maximum and second maximum vertices, respectively.*

(a) *If T is reducible, then it can be written uniquely as*

$$T = \text{splice}(T_1, M; T_2, t),$$

where T_1 and T_2 are π -increasing trees subject to:

- M is a vertex in T_1 , t is a vertex in T_2 ,
- T_1 is irreducible.

Moreover, if 1 is a vertex of T , then it automatically belongs to T_2 .

(b) *If T is irreducible, then it can be written uniquely as*

$$T = \text{splice}(T_1, m; T_2, t),$$

where T_1 and T_2 are π -increasing trees subject to:

- m is a vertex in T_1 , t and M are vertices in T_2 , with $t < m$,
- T_1 and T_2 are irreducible.

Proof. (a) From Lemma 3.7, the vertex-set V_1 of T_1 must correspond to a union of connected components of $G_M(T)$. In addition, from Lemma 3.4 (a), $G_M(T_1)$ is the graph induced by $G_M(T)$ on V_1 . Hence, if we want T_1 to be irreducible, that is $G_M(T_1)$ to be connected, then V_1 must correspond to a single connected component of $G_M(T)$. Moreover, since we require M to be in T_1 , it must contain the block π^M .

Finally, V_1 is uniquely the vertex-set of the connected component of $G_M(T)$ containing π^M (note that $t < M$ for all vertices t in T_2 , since M is the maximum vertex in T). The result follows immediately from Lemma 3.7.

The property that, if 1 is in T , then it is always in T_2 comes from the fact that π_1 and π^M are in different connected components of $G_M(T)$ (Proposition 3.6) and the characterization of V_1 above.

(b) Consider the M - and m -decompositions of T :

$$T_M^{(a_1)}, \dots, T_M^{(a_n)} \quad \text{and} \quad T_m^{(b_1)}, \dots, T_m^{(b_\ell)},$$

in which $a_1 = b_1$ is the root vertex of T , and $a_n = M$, $b_\ell = m$. Now $M > m$, so m is not contained in the chain $b_1 < \dots < b_\ell$. Also, T is irreducible, so Lemma 3.3 with $v = M$ implies that π^m has outdegree 1 in $G_M(T)$. But m is the maximum element in π^m , so m is a nonroot vertex in one of the trees in the M -decomposition of T , and hence M is not contained in the chain $a_1 < \dots < a_n$. Thus $j \geq 1$ exists so that $a_1 = b_1, \dots, a_j = b_j$ and $a_{j+1} \neq b_{j+1}$, and $j < n$, $j < \ell$. Let $u = a_j = b_j$. The vertex m lies in the subtree $T_M^{(u)}$, and before $T_M^{(u)}$, the M and m -decompositions of T coincide; see Figure 8 for the general picture and Figures 7 and 9 for a concrete example, in which $M = 11$, and $m = 10$.

We now describe partially the component graph $G_m(T)$. To help the reader, an example is given in Figure 9.

The vertex M lies in the subtree $T_m^{(u)}$, so there is an edge from π^M to π^u in $G_m(T)$. Now $u \neq M$, and u cannot be the maximum element of any other block of π , since this would imply that π^u has outdegree 0 in $G_M(T)$, which would contradict Lemma 3.3.

Now consider the maximum element in π^u , that we will denote by μ^u . Then $\mu^u \neq u$ is a descendant of u in T , and cannot be contained in $T_M^{(u)}$, since that would create a loop in $G_M(T)$, again contradicting Lemma 3.3. Thus μ^u is contained in $T_m^{(u)}$ (as a nonroot vertex), which implies that there is a loop at π^u in $G_m(T)$.

But clearly π^m has outdegree 0 in $G_m(T)$. Putting this together with the facts that there is a loop at π^u in $G_m(T)$, and that each vertex has outdegree

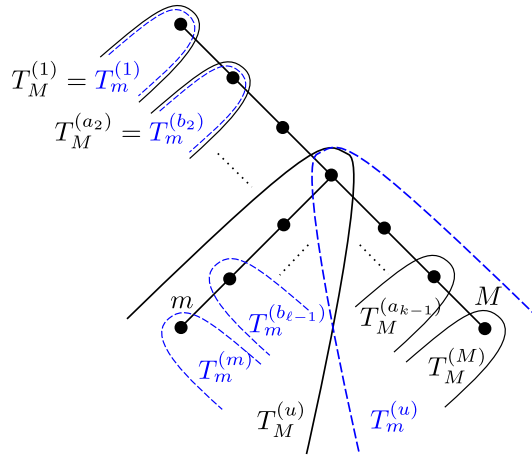


Figure 8: M - and m -decompositions of a tree T (M -decomposition in black plain lines and m -decomposition in blue dashed lines).

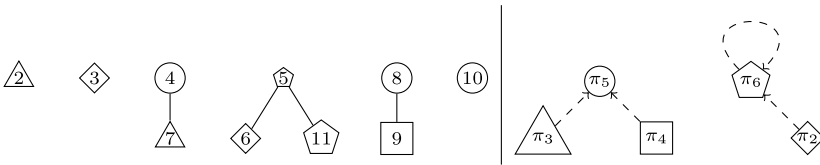


Figure 9: The 10-decomposition and 10-dependence graph of the tree T from Figure 6.

at most 1, we see that π^u and π^m are contained in different components of $G_m(T)$, so $G_m(T)$ is not connected. Moreover, the edge from π^M to π^u in $G_m(T)$ implies that π^M and π^u are in the same component of $G_m(T)$ (note that we can have $\pi^u = \pi^M$).

Then Lemma 3.7 implies that T can be written uniquely as

$$T = \text{splice}(T_1, m; T_2, t),$$

where T_1 and T_2 are π -increasing trees, m is in T_1 , t and M are in T_2 , with $t < m$, and T_1 is irreducible: this is obtained by letting $V(T_1)$ be the vertex-set of the connected component of $G_m(T)$ that contains π^m , which means that $G_m(T_1)$ is connected. But the elements of π^M are contained in $V(T_2)$, so m is the maximum vertex in T_1 , and so T_1 is irreducible.

It remains to prove that T_2 is also irreducible. To do this, we look at the M -decomposition of T_2 (since M is the maximum vertex in T_2), which

is obtained from the M -decomposition of T as follows (see the proof of Lemma 3.4):

- delete the blocks $T_M^{(a_i)}$, for which a_i belongs to T_1 . Since $T_m^{(u)}$ is in T_2 , this can happen only for $i < j$, that is for blocks before $T_M^{(u)}$ in the decomposition;
- replace the block $T_M^{(u)}$ by some subblock $(T_2)_M^{(u)}$ still rooted at u .

In particular, if a block X of π is in $V(T_1)$ and if there is an edge from Y to X in $G_M(T)$, then Y is also in T_1 . This means that, if a vertex X is deleted when going from $G_M(T)$ to $G_M(T_2)$, all vertices pointed to it are also deleted, and recursively. For vertices that are not deleted their outgoing edge is not modified.

Hence, since $G_M(T)$ is a directed tree (by Lemma 3.3), $G_M(T_2)$ is also a directed tree, which implies that T_2 is irreducible and ends the proof of the lemma. □

Example. As (a) is quite easy, we only give here an example of (b). Consider the graph T from Figure 6. Since it is irreducible, it can be written uniquely as

$$T = \text{splice}(T_1, m; T_2, t),$$

with the conditions given in Lemma 3.8 (b). This decomposition is the one from Figure 6. Note that the parts π_2 and π_6 , which are the ones included in the vertex-set of T_2 , correspond to the vertices in the connected component of π_6 in $G_{10}(T)$ (see Figure 9), as explained in our proof.

We now record a final straightforward fact about π -increasing trees.

Proposition 3.9. *Suppose that T is a π -increasing tree in which the vertex-set consists of a single block of π . Then T is uniquely the increasing chain consisting of the elements of that block.*

Now we are ready to prove Theorem 2.7.

Proof of Theorem 2.7. Suppose $r \geq 2$ and $\pi \in \Pi_1(\mathbb{N}_r)$, where π has $k \geq 2$ blocks, and consider an arbitrary tree $T \in \mathcal{E}(\pi)$. Then T is a π -increasing tree in which the vertex-set consists of two or more blocks of π and contains 1, and from Proposition 3.6, T is reducible.

From Lemma 3.8 (a), since μ_k is the maximum label, T can be written uniquely as

$$\text{splice}(T_1, M; T_2, t)$$

where T_1 is irreducible. Call $\tau_k = T_1$, $\tau_1 = T_2$ and $\nu = t$. We have uniquely reversed Stage k in Construction 2.5 (by Proposition 3.5, in the input at Stage k , τ_k is always irreducible). Note that 1 and ν lie in τ_1 (from Lemma 3.8 (a)).

If $k \geq 3$, we now want to invert Stage $k - 1$, which is a splice in which the first splicing vertex is always μ_{k-1} . So we shall look at μ_{k-1} and consider two cases:

Case 1. μ_{k-1} lies in τ_1 . In this case, from Proposition 3.6, τ_1 is reducible. In addition, since μ_k (and all vertices in block π_k) lie in τ_k , μ_{k-1} is the maximum of τ_1 . Thus, from Lemma 3.8 (a), τ_1 can be written uniquely as

$$\text{splice}(T_1, \mu_{k-1}; T_2, t)$$

with T_1 irreducible. Call $\tau_{k-1} = T_1$, $\tau_1 = T_2$, $c_{k-1} = \nu$ and then update the value of ν to t . Then c_{k-1} lies in τ_1 or τ_{k-1} (since, before this step, ν lies in τ_1). Recall that, in the input of Stage $k - 1$, τ_{k-1} is always irreducible (Proposition 3.5). Thus, we have uniquely reversed Stage $k - 1$ in Construction 2.5, which was an internal splice.

Note that, after this step, 1 and ν still lie in τ_1 .

Case 2. μ_{k-1} lies in τ_k . In this case, μ_{k-1} is the second maximum of τ_k , and recall that τ_k is irreducible by construction. From Lemma 3.8 (b), τ_k can be written uniquely as

$$\text{splice}(T_1, \mu_{k-1}; T_2, t)$$

with T_1, T_2 irreducible, where M lies in T_2 and $t < \mu_{k-1}$. Call $\tau_{k-1} = T_1$, $\tau_k = T_2$ and $c_{k-1} = t$ (the value of ν is unchanged). Then c_{k-1} lies in τ_k . Recall that, in the input of Stage $k - 1$, τ_{k-1} and τ_k are always irreducible and M lies in τ_k (Proposition 3.5). Thus, we have uniquely reversed Stage $k - 1$ in Construction 2.5, which was an external splice. Note that, since ν and τ_1 have not been changed, 1 and ν still lies in τ_1 .

Now, all remaining stages $k - 2, \dots, 2$ of Construction 2.5 can be uniquely reversed exactly as for Stage $k - 1$ (Case 2 in general is “ μ_i lies in $\tau_{i+1}, \dots, \tau_k$ ”). After reversing Stage i , we have trees $\tau_1, \tau_i, \dots, \tau_k$, such that τ_1 contains 1, and ν and τ_i, \dots, τ_k are irreducible and contain μ_i, \dots, μ_k , respectively. From Proposition 3.9, we recover at the end the initial forest with components τ_ℓ , $\ell = 1, \dots, k$, where τ_ℓ is the increasing chain consisting

of the elements of the block π_ℓ of π . Along the way, we recover uniquely the elements c_i of the $(k-2)$ -tuple $c \in \mathcal{C}(\pi)$. We conclude that $c = \psi_\pi^{-1}(T)$, and that ψ_π is a bijection. \square

References

- [1] P. Biane. Characters of symmetric groups and free cumulants. In *Asymptotic combinatorics with applications to mathematical physics (St. Petersburg, 2001)*, Lecture Notes in Math., Vol. 1815, Springer, Berlin, 2003, pp. 185–200. [MR2009840](#)
- [2] C. Borchardt. Über eine der Interpolation entsprechende Darstellung der Eliminations-Resultante. *Journal für die Reine und angewandte Mathematik*, 1860(57):111–121, 1860.
- [3] A. Cayley. A theorem on trees. *Quart. J. Math.*, 23:376–378, 1889.
- [4] V. Féray and I. Goulden. A multivariate hook formula for labelled trees. *Journal of Combinatorial Theory, Series A*, 120(4):944–959, 2013. [MR3022622](#)
- [5] J. S. Frame, G. d. B. Robinson, and R. M. Thrall. The hook graphs of the symmetric group. *Canadian Journal of Mathematics*, 6:316–324, 1954. [MR0062127](#)
- [6] D. Knuth. *The Art of Computer Programming, Vol. 3: Sorting and Searching*. Addison-Wesley, 1973. [MR3077154](#)
- [7] R. Stanley. *Enumerative Combinatorics, Vol. I*. Wadsworth & Brooks/Cole, 1986. [MR0847717](#)

VALENTIN FÉRAY
INSTITUT FÜR MATHEMATIK
UNIVERSITÄT ZÜRICH
WINTHERTURERSTRASSE 190, 8057 ZÜRICH
SWITZERLAND
E-mail address: valentin.feray@math.uzh.ch

I.P. GOULDEN
DEPT. COMBINATORICS & OPTIMIZATION
UNIVERSITY OF WATERLOO, WATERLOO
ONTARIO, N2L 3G1
CANADA
E-mail address: ipgoulden@uwaterloo.ca

ALAIN LASCoux
REGRETFULLY DECEASED DURING THE PREPARATION OF THIS ARTICLE

RECEIVED NOVEMBER 14, 2013